

# Specification Sheet:

## Melamine Locker Range

Our Melamine Locker range is a fantastic way to get a modern, quality laminate locker solution more quickly and cost-effectively than a made-to-order product. These lockers feature vent cutouts, key locks, and flush-mounted doors as standard.

Choose from Natural Oak or White finishes with black edging, multiple door layouts, and a wide range of lock options and accessories.



### Product Type

Laminate Lockers - 1-4 Doors

### Materials

E0 Rated MR Melamine Carcass  
Laminate finish with black edging  
E0 Rated MDF Doors

### Dimensions

305/380W x 455D x 1850H

### Warranty

3 Years

### Finishes

Natural Oak or White

### Features

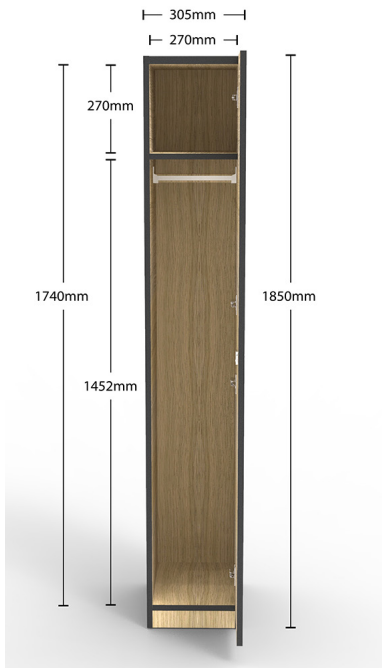
Key Locking standard  
Includes 2 keys per lock  
Adjustable Levelling Feet  
Soft Close Hinges

### Options

Digital and Combo locks  
Numbering  
Adjustable Shelving  
Hooks and Rails



# Standard Models



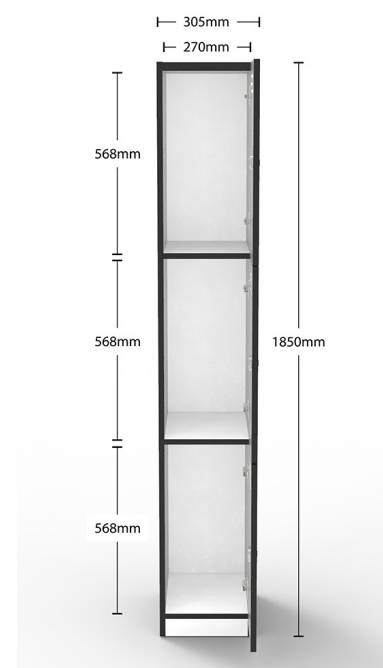
1 Door  
WRML-305/1



2 Door  
WRML-305-2




Step Door / Z Door  
SDWRML-380-2



3 Door  
WRML-305/3



4 Door  
WRML-305/4



Key Lock



Digital Lock



Combination Lock